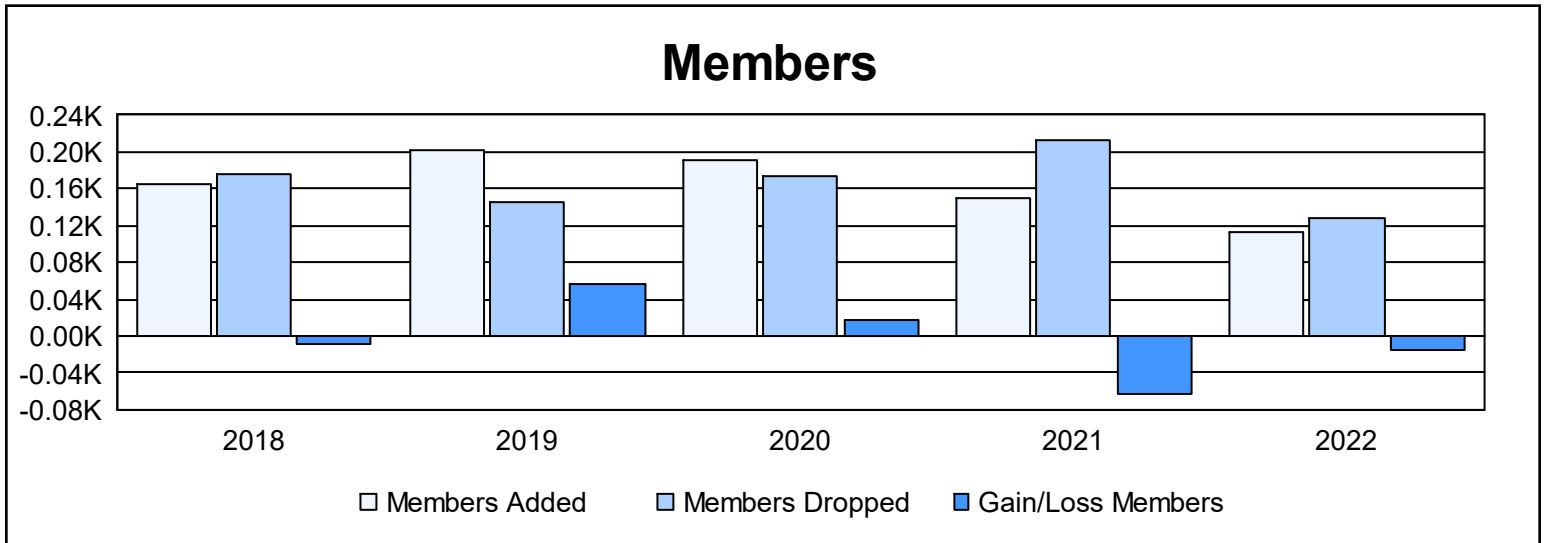
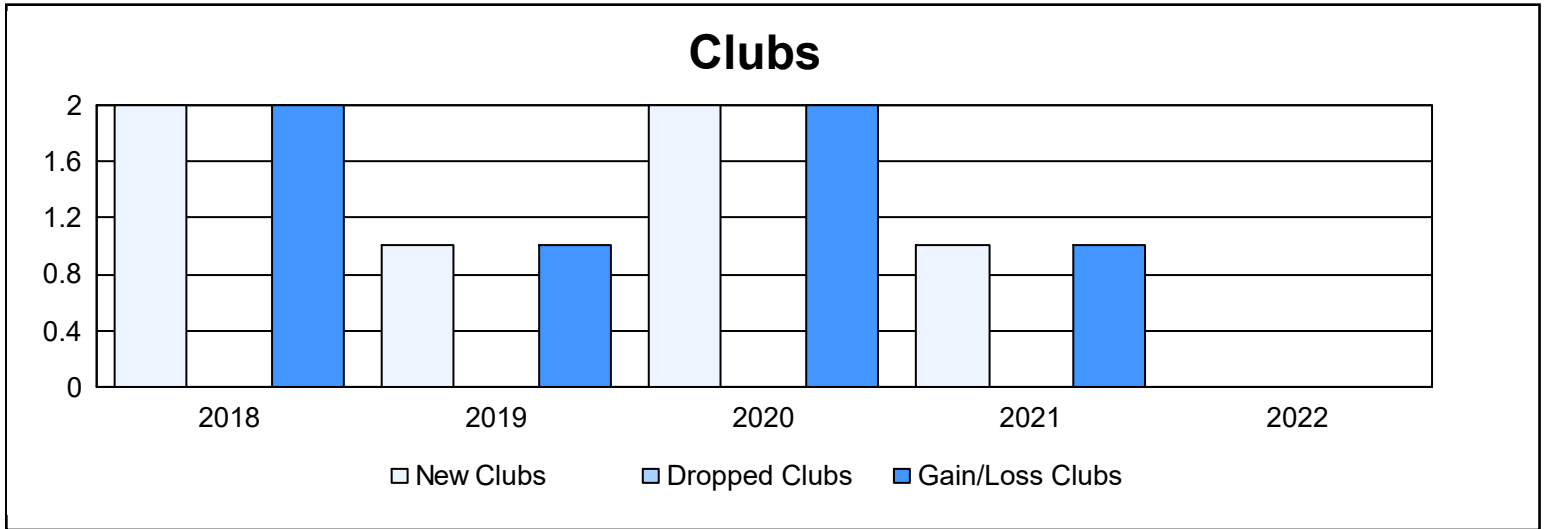
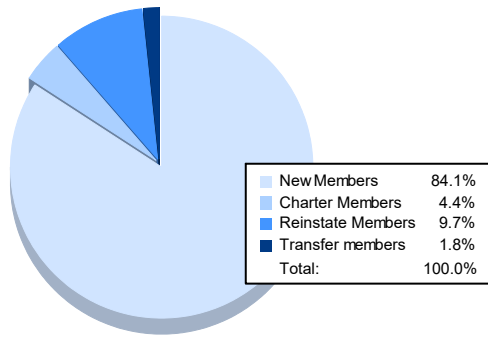


| Year           | New Clubs | Dropped Clubs | Gain/ Loss Clubs | New Members | Charter Members | Reinstate Members | Transfer Members | Total Member Added | Total Members Dropped | Gain/ Loss Members |
|----------------|-----------|---------------|------------------|-------------|-----------------|-------------------|------------------|--------------------|-----------------------|--------------------|
| 2017-2018      | 2         | 0             | 2                | 82          | 73              | 9                 | 2                | 166                | 175                   | -9                 |
| 2018-2019      | 1         | 0             | 1                | 111         | 79              | 8                 | 4                | 202                | 146                   | 56                 |
| 2019-2020      | 2         | 0             | 2                | 111         | 65              | 13                | 2                | 191                | 173                   | 18                 |
| 2020-2021      | 1         | 0             | 1                | 89          | 40              | 13                | 7                | 149                | 212                   | -63                |
| 2021-2022      | 0         | 0             | 0                | 95          | 5               | 11                | 2                | 113                | 128                   | -15                |
| <b>Average</b> | <b>1</b>  | <b>0</b>      | <b>1</b>         | <b>98</b>   | <b>52</b>       | <b>11</b>         | <b>3</b>         | <b>164</b>         | <b>167</b>            | <b>-3</b>          |



### Membership Composition June 2022 Cumulative



### Gender Composition June 2022 Cumulative

